Downloaded from Arrow.com.

Copyright FCI.

FCIconnect.com

PART NUMBER	Contact Area Plating	DURABILITY (cycles)
10135326-001LF	30u" Min. Gold	3500 Min.
10135326-002LF	Gold Flash	1500 Min.

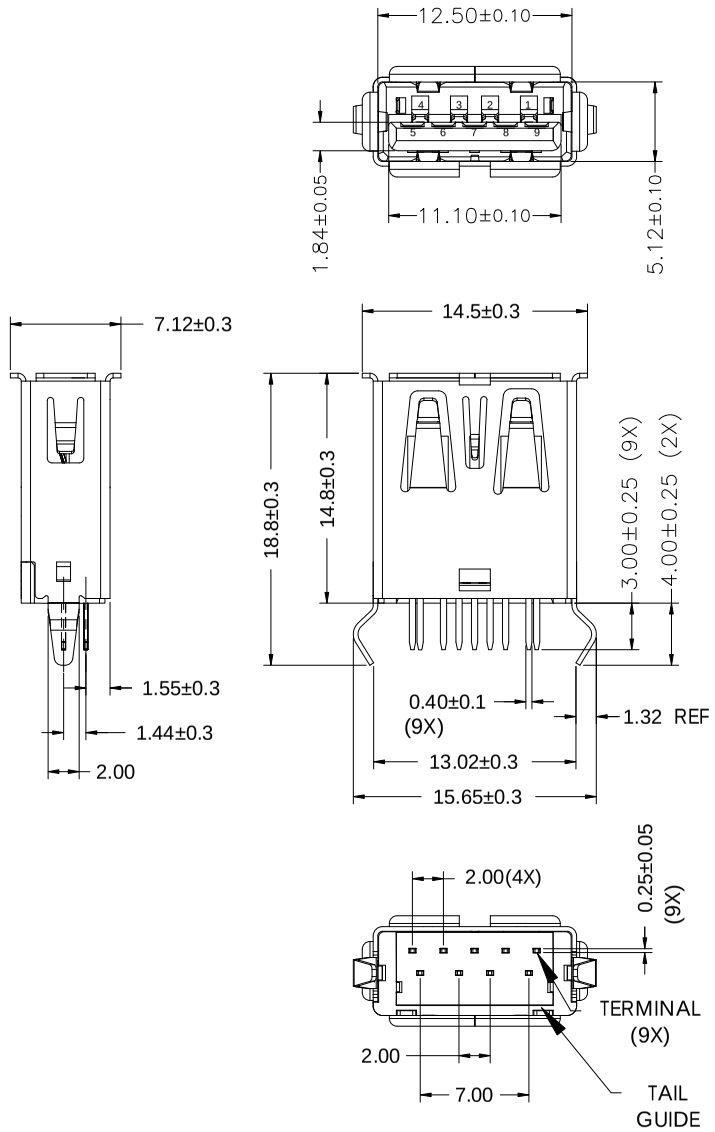

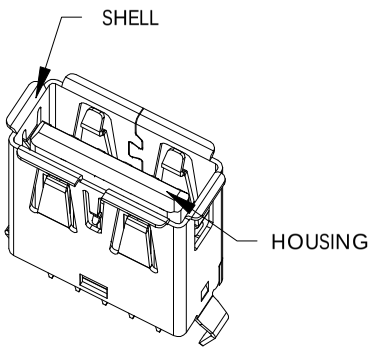

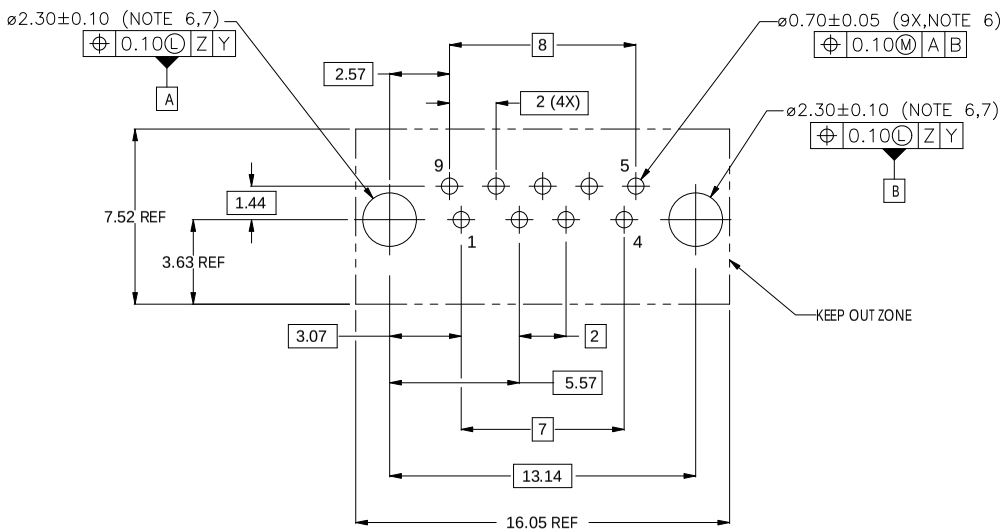

Recommended PCB Layout
PCB Thickness=1.8±0.1mm

Notes:
1) Materials
Housing & Tail Guide: Glass fiber filled thermoplastic resin, UL94 V-0 rated, color black.
Terminals: Copper Alloy, 50u" Min. Ni underplated over all.
Contact area: see table
Tail area: 80u" Min. Matte Tin plated.
Shell: Copper Alloy, 50u" Min. Ni plated over all.
2) Product specifcation refer to FCI GS-12-0928.
3) Package specification refer to GS-14-2157 (Tray package style).
4) This product will withstand exposure to 260°C peak temp. for 10 seconds in a wave soldering application with recommended thick circuit board.
5) Product meets European Union Directives and other country requlations as desribed in FCI GS-22-008.
6) Recommeded PCB hole is finished plating throug hole (PTH) size.
7) Datum Z,Y and basic dimensions were constructed by customer.

mat'l. code				surface	tolerance	projection	product family: USB 3.0
ltr	ecn no	dr	date	tolerances unless otherwise specified			title: USB 3.0 Standard-A Receptacle, Vertical Type, Soldering to Board Termination
A		TAI	2015-08-11	angles	linear X.±0.30	MM	
					X.X±0.25		
				X°±1°	X.XX±0.20	scale	
				dr	KENNY TAI	2015-05-13	dwg no: 10135326 — sheet 1 of 1 — size A4
				engr	KENNY TAI	2015-05-13	
				chr	KENNY TAI	2015-08-11	
				appd	PM ZHENG	2015-08-11	type: CUSTOMER Drawing
sheet index	revision sheet	A 1					